



Accommodation Sheet

General information

Accommodation name	Village Orizzonte
Typology	Tourist Village / Residence
Address	Località Perelli 10
City	Piombino
Contacts	+39 0565 2711 Email info@villaggioorizzonte.it
Website	www.villaggioorizzonte.it/en
WCAG 2.1 compliant accessible website	NO
Online bookings	YES
Short description	A tourist village by the sea of Tuscany, 18 hectares completely fenced, surrounded by the greenery of the Etruscan Coast and within the beauties of the Val di Cornia and equipped with all the comforts for your holidays with family, couple or friends.

TESTED BY: [Handy Superabile Social Promotion Association](#) in 2023

Please note The following information refers to the date of verification shown at the bottom of each sheet. The Association is not responsible for any significant changes made by the property after the visit.





Summary

Accommodation sheet	1
General information	1
Arrival at the property.....	3
How to reach the property.....	3
Pathway from the private/public car park to the entrance	4
Entrance to the structure.....	5
Hall - Reception	6
Rooms/apartments	7
Rooms/apartments adapted for guests with reduced mobility.....	7
Toilet facilities in the guest room for guests with reduced mobility.....	11
Bar/restaurant	15
Internal pathways and common services	19
Internal pathways.....	19
Communal toilets	21
Swimming pool	27
Beach.....	30
Leisure activities	32
Play area and Miniclub for children	32
Theatre	33
Sports activities.....	34
Medical practices/healthcare facilities.....	36





Arrival at the property

How to reach the property

By car	<p>from the north: From the north-west (Turin - Genoa - Ventimiglia): A12 motorway mandatory exit (Rosignano), when you cross the S.S. Aurelia take the direction of Grosseto and exit at Rio torto, continue in the direction of Piombino.</p> <p>From the north-east (Venice - Bologna - Trieste): A1 motorway to Firenze Signa take the FI-PI-LI towards Livorno, at Collesalveti take the A12 towards Rome, then exit at Rosignano, then take the S.S. Aurelia towards Grosseto and exit at Rio torto, continue towards Piombino.</p> <p>From the South: From the South (Naples - Bari): A1 or A24 to Rome, then the A12 to Civitavecchia where you then take the S.S. Aurelia northbound. Exit at Rio Torto and continue towards Piombino.</p>
By plane	G. Galilei Airport Pisa
Assistance service for people with disabilities	YES
Embarkation/disembarkation of passengers with reduced mobility	with courtesy chair and ambulift /Finger. Full assistance is provided on departure and arrival.
Tactile paths for the blind and visually impaired	YES, there are LOGES routes complete with tactile maps to facilitate movement.
There is a toilet room accessible with grab handles	YES
By train	
Nearest station	name: Campiglia Marittima and Follonica, 14 km away





Assistance service for people with disabilities	YES . In and station the assistance is provided for passengers with motor disabilities for entering and exiting the train by forklift, or ramp, operated by specially appointed personnel. The assistance service can be booked by contacting the RFI Blue Room: toll-free number 800 90 60 60, active 7 days a week from 06.45 to 21.30.
---	---

Pathway from the private/public car park to the entrance

Presence of private parking	YES
Presence of parking space reserved for people with disabilities	YES numerous
Type of flooring of the private parking lot	Gravel and asphalt
Public parking nearby	YES
Type of flooring in the public car park	gravel
Presence of parking space reserved for people with disabilities in the public parking lot	NO
Describe the route from the car park to the entrance and any critical issues	Obstacle-free
Distance from parking to entrance	5 meters





Entrance to the structure

There is an accessible entrance	YES main entrance
How to access the structure	<input checked="" type="checkbox"/> flat
Type of entrance door	Automatic
Useful width of door/entrance gate	Above 90 cm
There are indicators and tactile maps	NO






Hall - Reception

How to reach it from the entrance	flat
Reception desk height	104 cm with lowered part 77 cm high
Presence of multilingual staff	YES
Type of information material	<input type="checkbox"/> YES with maps/tactile signals <input checked="" type="checkbox"/> YES with brochure
Initial assistance is provided for visitors with disabilities	<input checked="" type="checkbox"/> YES with orientation tour of the structure <input checked="" type="checkbox"/> YES with room accompaniment <input type="checkbox"/> YES with porter service
The following aids are provided for visitors with disabilities	<input type="checkbox"/> manual wheelchair <input type="checkbox"/> Crutches <input type="checkbox"/> Comfortable shower chair
The staff followed a training course on welcoming people with different disabilities	NO








Rooms/apartments

Rooms/apartments adapted for guests with reduced mobility

<p>Number and type of rooms/apartments equipped/usable by people with reduced mobility</p>	<p>6 bungalows</p>
<p>1) Access to the bungalow for 4 people</p>	<p><input checked="" type="checkbox"/> via ramp length 118 cm, width 102 cm, slope 10%</p>
	
<p>Type of entrance door</p>	<p>with lever handle</p>





Usable width of entrance door	78 cm
Bed type and height	double bed 54 cm high
Free spaces on the sides of the bed	left Above 90 cm right Above 90 cm frontal Above 90 cm
Cabinet Type	with doors
	
	
Free space under the desk	Missing desk
In the apartment are available	<input checked="" type="checkbox"/> safe <input checked="" type="checkbox"/> minibar
Eventual notes	living room with 4-legged table with a height of 78 cm and a fully equipped kitchen with a height of 89 cm. The kitchenette is equipped with pots and pans





	<p>and various dishes. Each bungalow has a TV.</p>
	
<p>There is a terrace/balcony/garden (useful door width)</p>	<p>balcony/outdoor veranda with table and chairs</p>
<p>How to access</p>	<p>flat from the apartment.</p>
<p>2) Access to the bungalow with mezzanine for 5 people</p>	<p><input checked="" type="checkbox"/> via ramp length 118 cm, width 102 cm, slope 10%</p>
	





	<p>Outdoor table height 72 cm</p>
<p>Type of entrance door</p>	<p>with lever handle</p>
<p>Usable width of entrance door</p>	<p>76 cm</p>
<p>Bed type and height</p>	<p>double bed 54 cm high</p>
<p>Free spaces on the sides of the bed</p>	<p>left Above 90 cm right Above 90 cm frontal Above 90 cm</p>
<p>Cabinet Type</p>	<p>with doors with coat hanger 100 cm from the floor</p>
<p>Free space under the desk</p>	<p>Missing desk</p>
	
<p>In the apartment are available</p>	<p><input checked="" type="checkbox"/> safe</p>





	<input checked="" type="checkbox"/> minibar
Eventual notes	living room with 4-legged table with a height of 79 cm and a fully equipped kitchen with a height of 88 cm. The kitchenette is equipped with pots and pans and various dishes. Each bungalow has a TV
	
There is a terrace/balcony/garden (useful door width)	balcony/outdoor veranda with table and chairs




Toilet facilities in the guest room for guests with reduced mobility

1) Access to the bathroom room of the bungalow 4 people	flat
Usable width of the entrance door	78 cm the first, sliding the second width 75 cm
Type of door	flowing
Type of handle	Automatic/Sliding
Toilet height	52 cm
Toilet seat with open front tooth	YES
Support handles	on both sides
Flexible shower on the side of the toilet	Choose an item.

Project carried out with the contribution of the






Free space on the sides of the toilet	left Above 90 cm right 30 cm frontal Above 90 cm
Electric doorbell/telephone on the side of the toilet	YES
Washbasin with space underneath for wheelchair approach	Above 70 cm
Height from the ground lower edge mirror	not sufficient for use by a person in a wheelchair
	
	
Accessible shower available for guests with reduced mobility	YES flush with the floor
Type of shower	with sliding curtain





Shower chair	collapsible
Support handle	YES
Presence of shower head or sliding rails	Up and down 160 cm from the ground
Electric doorbell/telephone on the side of the shower	YES
	
2) Access to the bathroom of the bungalow with mezzanine 5 people	flat
Usable width of the entrance door	76 cm the first, sliding the second width 75 cm
Type of door	flowing
Type of handle	Automatic/Sliding
Toilet height	48 cm
Toilet seat with open front tooth	YES
Support handles	on both sides
Flexible shower on the side of the toilet	YES
Free space on the sides of the toilet	left cm 30 right Above 90 cm frontal Above 90 cm
Electric doorbell/telephone on the side of the toilet	NO
Washbasin with space underneath for wheelchair approach	Above 70 cm





Height from the ground lower edge mirror	cm 120
	
	
Accessible shower available for guests with reduced mobility	YES flush with the floor
Type of shower	with sliding curtain
Type of shower	Folding chair 51 cm high
Support handle	YES
Presence of shower head or sliding rails	Lever tap 150 cm from the ground
Electric doorbell/telephone on the side of the shower	NO
Eventual notes	The shower has a threshold of 2.5 cm





Bar/restaurant

1) Type of venue	Bar
Access to the premises	<input checked="" type="checkbox"/> flat
Useful width of door/entrance gate	Above 90 cm
Bar counter height	113 cm
Types of tables	with central support and round
Space under floor tables	Height 70 cm
Availability of high chairs for babies	NO
Multilingual menu	YES
Menu with app	NO
Braille menu	NO
Table service for people with disabilities	YES
A customer with reduced mobility can always reserve the same table	Choose an item.
There are toilets that can be used by a guest with reduced mobility (see "accessible toilets in the internal paths and common services)	NO

Project carried out with the contribution of the









<p>The restaurant has an outdoor veranda / dehors</p>	<p>YES with flat access</p>
<p>Types of tables</p>	<p>with central support and round</p>
<p>Space under floor tables</p>	<p>70 cm</p>
<p>Type of venue</p>	<p>Restaurant</p>
<p>2) Access to the local Deja Vu restaurant</p>	<p><input checked="" type="checkbox"/> flat</p>
<p>Useful width of door/entrance gate</p>	<p>Above 90 cm</p>
<p>Height of the buffet counter</p>	<p>105 cm high</p>
<p>Types of tables</p>	<p>4-shank</p>
<p>Space under floor tables</p>	<p>Above 70 cm</p>
<p>Availability of high chairs for babies</p>	<p>YES</p>
<p>Multilingual menu</p>	<p>YES</p>
<p>Menu with app</p>	<p>NO</p>
<p>Braille menu</p>	<p>NO</p>
<p>Table service for people with disabilities</p>	<p>YES</p>
<p>Availability of foods for celiacs</p>	<p><input checked="" type="checkbox"/> bread, pasta, biscuits, ice cream</p>
<p>There are coffee and milk dispensers</p>	<p>NO table service is available</p>
<p>A customer with reduced mobility can always reserve the same table</p>	<p>YES</p>





<p>There are toilets that can be used by a guest with reduced mobility (see "accessible toilets in the internal paths and common services)</p>	<p>YES</p>
<p>There is an area reserved for lunch for younger guests</p>	<p>YES with the entertainment staff</p>
<p>A fully equipped baby feeding service is available</p>	<p>YES on request</p>
	
	
<p>The restaurant has an outdoor veranda / dehors</p>	<p>YES with flat access</p>
<p>Types of tables</p>	<p>4-shank</p>
<p>Space under floor tables</p>	<p>Above 70 cm</p>





Type of venue	Restaurant
3) Access to the Summer Time Restaurant	<input checked="" type="checkbox"/> flat
Useful width of door/entrance gate	Above 90 cm
Types of tables	4-shank
Space under floor tables	Above 70 cm
Availability of high chairs for babies	YES
Multilingual menu	YES
Menu with app	NO
Braille menu	NO
Table service for people with disabilities	YES
Availability of foods for celiacs	<input checked="" type="checkbox"/> bread, pasta, biscuits, ice cream <input type="checkbox"/>
A customer with reduced mobility can always reserve the same table	YES
There are toilets that can be used by a guest with reduced mobility (see "accessible toilets in the internal paths and common services)	YES
There is an area reserved for lunch for younger guests	NO
A fully equipped baby feeding service is available	YES on request





<p>The restaurant has an outdoor veranda / dehors</p>	<p>YES with flat access</p>
<p>Types of tables</p>	<p>4-shank</p>
<p>Space under floor tables</p>	<p>Above 70 cm</p>


Internal pathways and common services

Internal pathways

<p>Approximate distances from the room/apartment/bungalow visited and intended for customers with disabilities up to the various main common areas</p>	<p>Entrance (Hall) m 650 Main restaurant 500 m Main swimming pool 500 m Beach m 800</p>								
<p>Indicate whether the paths connecting with the common areas are flat or with ramps or steps, in addition to those already described</p>	<table style="width: 100%; border: none;"> <tr> <td style="width: 70%;">Entrance (Hall)</td> <td>flat</td> </tr> <tr> <td>Main restaurant</td> <td>flat</td> </tr> <tr> <td>Main pool</td> <td>flat</td> </tr> <tr> <td>Beach</td> <td>flat</td> </tr> </table>	Entrance (Hall)	flat	Main restaurant	flat	Main pool	flat	Beach	flat
Entrance (Hall)	flat								
Main restaurant	flat								
Main pool	flat								
Beach	flat								





	<p>The beach is located 1 km from the main entrance and about 600 meters from the south pedestrian exit. The village offers a shuttle service or a train for its customers. Contact the Reception for timetables.</p>
<p>From the visited room to the common areas there are maps or tactile signs for the blind</p>	<p>YES only route signs with directions</p>
	
	








Communal toilets

1) Location of the venue	near the main restaurant Deja Vu, pool and bar
How to access the premises	flat
Usable width of the entrance door	88 cm
Type of door	with door that can be opened outwards
Type of handle	lever
Toilet height	50 cm
Toilet seat with open front tooth	Choose an item.
Support handles	to the left of the toilet
Flexible shower on the side of the toilet	NO
Free space on the sides of the toilet	left 20 cm right Above 90 cm frontal Above 90 cm
Electric doorbell/telephone on the side of the toilet	NO
Washbasin with space underneath for wheelchair approach	Above 70 cm
Height from the ground lower edge mirror	not sufficient for use by a person in a wheelchair
Baby changing table	NO







	
	
<p>2) Location of the venue</p>	<p>near the Summer time restaurant and Cerboli block</p>
<p>How to access the premises</p>	<p>The toilets of the Cerboli block can be reached through a path of about 30 meters that has a slope of about 5%.</p>





	
Usable width of the entrance door	90 cm
Type of door	with door that can be opened outwards
Type of handle	lever
Toilet height	48 cm
Toilet seat with open front tooth	YES
Support handles	on both sides
Flexible shower on the side of the toilet	YES
Free space on the sides of the toilet	left Above 90 cm right 23 cm frontal Above 90 cm
Electric doorbell/telephone on the side of the toilet	YES
Washbasin with space underneath for wheelchair approach	Above 70 cm
Height from the ground lower edge mirror	sufficient for use by a person in a wheelchair





<p>Baby changing table</p>	<p>Not detected</p>
<p>Eventual notes</p>	<p>In this block we find external sinks with a height of 90 cm. In the Cerboli area there is also a changing room with a 78 cm entrance door, 80 cm high washbasins and floor-level showers with a 78 cm entrance door</p>





3) Location of the venue	near the Summer time restaurant and swimming pools
How to access the premises	flat
Usable width of the entrance door	79 cm
Type of door	with door that can be opened outwards
Type of handle	lever
Toilet height	50 cm
Toilet seat with open front tooth	NO
Support handles	on both sides
Flexible shower on the side of the toilet	YES
Free space on the sides of the toilet	left 25 cm right Above 90 cm frontal Above 90 cm
Electric doorbell/telephone on the side of the toilet	YES
Washbasin with space underneath for wheelchair approach	Above 70 cm
Height from the ground lower edge mirror	Missing mirror
Baby changing table	NO








<p>4) Location of the venue</p>	<p>near the lobby</p>
<p>How to access the premises</p>	<p>flat</p>
<p>Usable width of the entrance door</p>	<p>89 cm</p>
<p>Type of door</p>	<p>with door that can be opened outwards</p>
<p>Type of handle</p>	<p>lever</p>
<p>Toilet height</p>	<p>50 cm</p>
<p>Toilet seat with open front tooth</p>	<p>YES</p>
<p>Support handles</p>	<p>on both sides</p>
<p>Flexible shower on the side of the toilet</p>	<p>YES with thermostat</p>
<p>Free space on the sides of the toilet</p>	<p>left 30 cm right Above 90 cm frontal Above 90 cm</p>





Electric doorbell/telephone on the side of the toilet	NO
Washbasin with space underneath for wheelchair approach	Above 70 cm
Height from the ground lower edge mirror	sufficient for use by a person in a wheelchair
Baby changing table	NO
	
	

Swimming pool

The property has a swimming pool	Yes, 6 located in the north and south
North area swimming pools	Near the Deja vu bar and restaurant
Pool with heated water	YES

Project carried out with the contribution of the









Access to the swimming pool	flat
Useful width of the entrance gate	Above 90 cm
Access to the pool	with ladder
Bathing aids for guests with reduced mobility	mobile lift
Tank depth	Variable from 120 cm to 300 cm
Height of the pool edge-water level	infinity
In the pool area there is a shower	YES flush with floor with 5 cm inlet threshold
	
	
South area swimming pools	Near the Summer time restaurant
Pool with heated water	NO

Project carried out with the contribution of the





Access to the swimming pool	flat
Useful width of the entrance gate	Above 90 cm
Access to the pool	with ladder
Bathing aids for guests with reduced mobility	mobile lift
Tank depth	Not detected
Height of the pool edge-water level	infinity
In the pool area there is a shower	Yes flush with the floor
	
	





Beach




Type of beach	sand
Beach access	flat
Walkway to reach the umbrellas	YES
Type of walkway	wood
Width of the walkway	97 cm



Also removable platform between the walkway and the umbrella station to	YES
---	-----





facilitate passage and parking with a wheelchair	
Amphibious chair available for bathing people with reduced mobility owned or through bathing associations	YES
	
On the beach there are toilets that can be used by guests with reduced mobility (see internal routes and common services)	YES
	





Leisure activities

Play area and Miniclub for children

There is a kids' club in the structure	YES
How to access	flat
Usable width of the entrance door	Above 90 cm
Type of door	passage
Children's play area	Accessible to children with reduced mobility
There are games for children with reduced mobility	NO
Babysitting service is provided	YES for a fee







Theatre

There is a theater in the structure	YES
How to access	flat
Useful width of door/entrance gate	Above 90 cm
The grandstand area is covered	YES
There are stations for wheelchair users	YES in the front row of the grandstand





Sports activities

There are playgrounds for sports activities in the structure	YES, five-a-side football, tennis, basketball, padel
How to access	flat and with grassy and dirt pavement. The padel can be reached on the flat with tiled flooring
Usable width of the entrance door	Above 90 cm
Nearby there are toilets that can be used by guests in wheelchairs (see description in the section Internal routes and common services)	YES near the swimming pool north area and Deja Vu restaurant
Eventual notes	At the Orizzonte village it is possible to rent bicycles and organize rides in the surrounding area. The rental is located near the swimming pool. In the structure near the bar, there is also an area for gymnastics.
	



Project promoted by



Regione Toscana



Project carried out with the contribution of the



**Presidenza del
Consiglio dei Ministri**
Ministro per la disabilità



Medical practices/healthcare facilities

Hospitals near the property	Villamarina Hospital via Forlanini 24 Piombino (LI) Phone +39 0565 67111
Any dialysis facilities	Dialysis Center Phone +39 0565 67283 nefrologia.piombino@uslnordovest.toscana.it
Other healthcare facilities	Asl Piombino Via V.Veneto 43 Telephone +39 0565 67610

